

GET STARTED

ACCESS THE EVENT

- You must be [registered](#) to attend OSS+ELC NA 2020.
- You will need your confirmation number and email address (found in your registration confirmation email) to enter the event.
- The event will be open to attendees starting on **Monday, June 29 at 8:30 am CDT**, one hour before keynotes start.
- All event participants must abide by our [Code of Conduct](#).
- Make sure to join our [OSS+ELC Slack Workspace](#) to network with other registered attendees! Email events@linuxfoundation.org if you didn't receive your invitation.
- If you're viewing the event on a screen smaller than 15 inches, we recommend that you zoom out manually on your browser by pressing "Control" + "-" if you're on a PC, or "Command (⌘)" + "-" if you're on a Mac.

UPDATE YOUR PROFILE & SET YOUR TIME ZONE

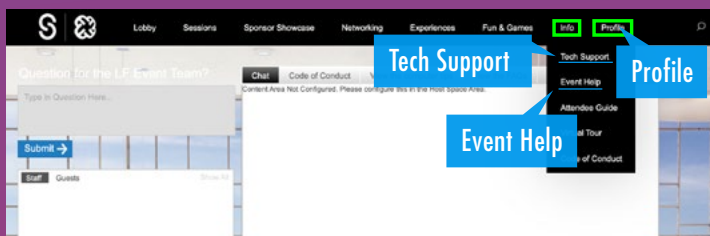
- The event is held on **Central Daylight Time (CDT)/UTC-5** and all times listed in the platform and on Sched will default to this time zone. However, you can adjust to your local time zone in both Sched and in the Virtual Event Platform easily!
- In the event platform, go to the "Profile" tab to update your time zone.
- You will also need to go to ossna2020.sched.com or the "Schedule & Agenda Builder" tab in the platform to change your time zone for Sched.
- Throughout the event, you can download resources to your briefcase to access at a later time.

GET HELP

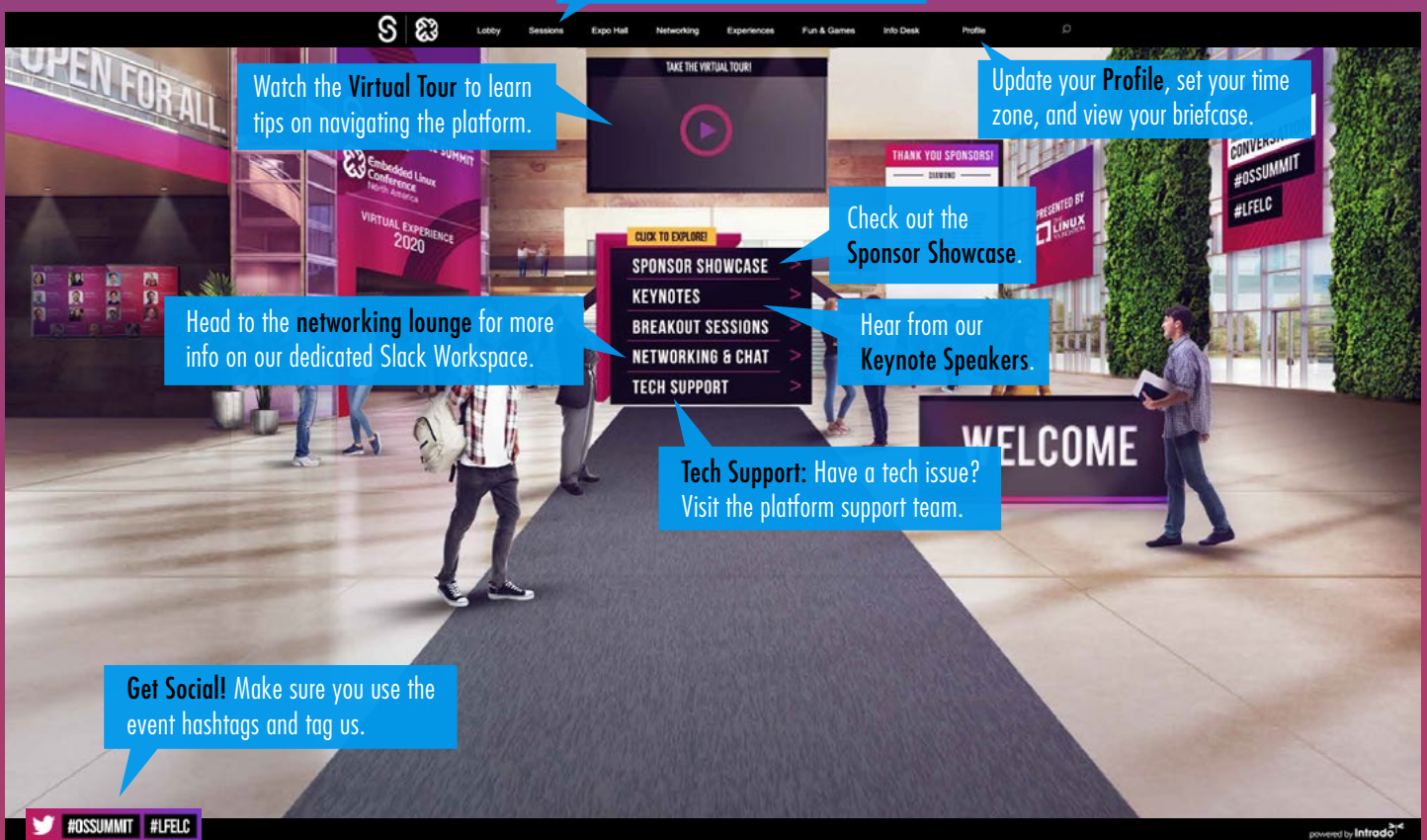
- For technical support inside the platform, choose "Tech Support" under the "Info" tab in the top navigation bar, where an Intrado support representative will be standing by to help. You can start a chat and view helpful resources and documentation.
- For event questions inside the platform, choose "Event Help" under the "Info" tab in the top navigation bar, or head to the [OSS+ELC Slack Workspace](#) where any questions can be directed to the channel: #1-helpdesk.

RUN A SYSTEM CHECK

- Run a [system check](#) to ensure your computer is configured properly for the virtual event platform.
- Run a [compatibility check](#), which tests your audio devices.
- If you encounter any issues, please refer to INXPO's [additional computer tips](#).




EXPLORE THE PLATFORM



BUILD YOUR SCHEDULE

- Explore the [tracks](#) and [build your personalized schedule](#) now. Sched is integrated within the platform, and it's where you will find links to watch all of the sessions!
- Don't forget to join us each morning for keynotes, starting at 9:30am CDT!
- Check out all of our [LF Project Mini-Summits](#). All mini-summits are free for attendees, and are a great opportunity for additional learning and collaboration.
- Attend the [Resume Writing Workshop](#) and [Allyship Workshop](#) on Thursday, July 2nd!

VISIT OUR SPONSORS



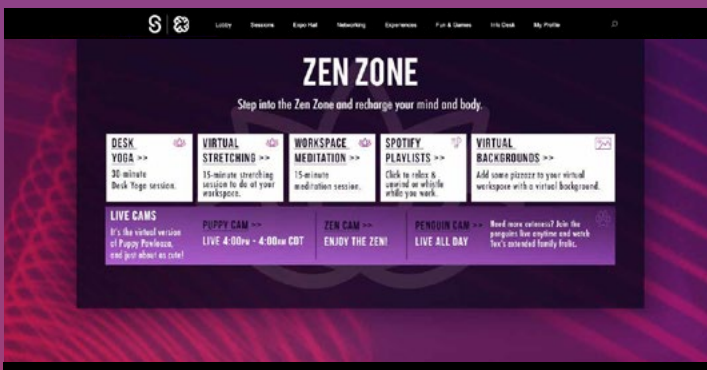
SPONSOR SHOWCASE

- OSS+ELC NA has 4 expo halls: Diamond & Platinum Hall, Gold & Silver Hall, Bronze Hall A & Bronze Hall B.
- Take a look at our [Full Sponsor Directory](#) and visit each sponsor's booth to connect directly with company representatives, watch videos/demos, and download helpful resources.

Live Booth Chat Hours

Monday, June 29 - Wednesday, July 1 (all times in CDT / UTC -5)
 8:30 – 9:30 am • 11:00 am - 1:00 pm • 1:30 – 5:30 pm

TAKE PART IN OUR ATTENDEE EXPERIENCES



EXPERIENCES

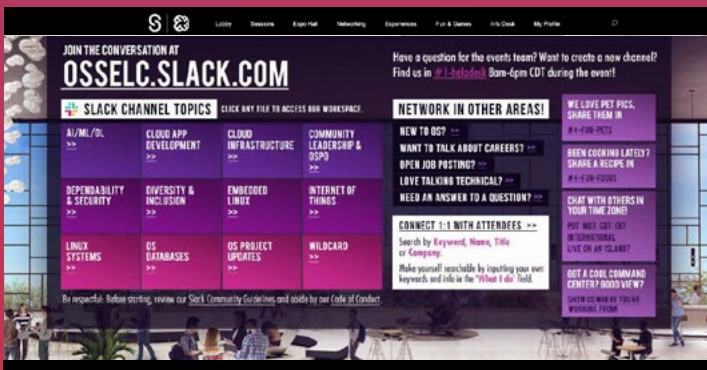
- Engage directly with open source maintainers and community leaders in our [Ask the Expert Sessions](#) in the Slack Workspace.
- Attend the [Driving Innovation through Allyship Workshop](#) and learn how to help support those who have been systematically oppressed and create a future where we can all participate and benefit from innovation.
- Sign up for Community, Technical, and Career mentorship during Thursday's [Speed Mentoring Session](#).
(Please note, due to limited availability, pre-registration is required).
- Learn tips and tricks for making your technical resume excel in our [Resume Writing Workshop!](#)



FUN & GAMES

- Balance your learning and networking with some fun and moments of zen. Save the world in the [Red Hat Arcade](#), check out cute puppies in our [Virtual Puppy Pawlooza](#), de-stress with some [Desk Yoga](#), and more! We've got some [exciting things](#) planned all week long.

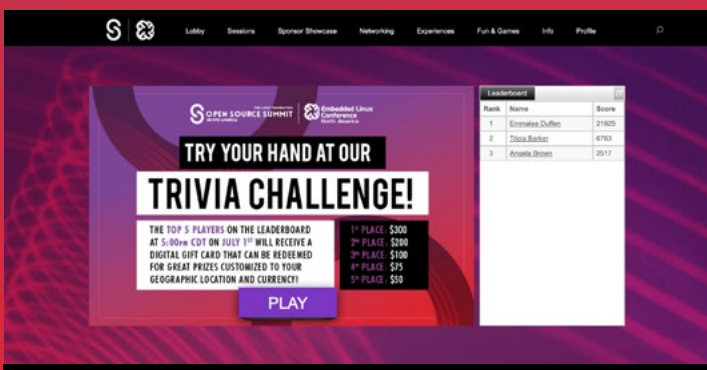
NETWORK & COLLABORATE



SLACK WORKSPACE

- We have created an [OSS+ELC Slack Workspace](#) open to all OSS+ELC North America event registrants. Make sure you join to participate in [topic-based networking chat channels](#) and [1:1 Attendee chat!](#)
- Use the search bar at the top of the workspace to search for other attendees by name, company, or keywords. When you create your own profile, use the ['What I Do'](#) section to include your own keywords and other information you might want to share such as title and company.

COMPETE FOR PRIZES



TRIVIA

- Test your knowledge in open source trivia. Accumulate as many points as you can, and climb the leaderboard to win!

EARN BADGES

- Complete tasks throughout the virtual experience to obtain badges and points for prizes.